

























# Prévisions à court terme































## Aujourd'hui

26.09.2021











		 °C	 %	 hPa	 km/h	 mm/h	 °C
15 h	 Faibles Passages Nuageux	23.6	74	1017.3	4.9 	0.2	23.9
16 h	 Faibles Passages Nuageux	24.6	67	1016.8	4.8 	0.2	24.9
17 h	 Faibles Passages Nuageux	25.0	64	1016.7	4.4 	0.2	25.3
18 h	 Faibles Passages Nuageux	24.5	67	1016.6	4.8 	0.1	24.7
19 h	 Faibles Passages Nuageux	22.5	72	1016.8	5.4 	0.1	22.7
20 h	 Faibles Passages Nuageux	20.0	79	1017.1	5.3 	0.1	20.1
21 h	 Ciel Couvert	18.9	81	1017.7	5.6 	0.0	18.9
22 h	 Ciel Nuageux	17.8	83	1018.2	6.3 	0.0	17.8
23 h	 Ciel Nuageux	17.0	85	1018.6	6.9 	0.0	17.0

# Demain







27.09.2021

							
		°C	%	hPa	km/h	mm/h	°C
0 h	 Faibles Passages Nuageux	16.3	87	1019.0	6.7 ▲	0.0	16.3
1 h	 Pluie Forte	15.7	89	1018.3	6.6 ▲	32.5	15.7
2 h	 Ciel Nuageux	15.1	90	1018.8	6.7 ▲	0.0	15.1
3 h	 Ciel Nuageux	14.6	92	1018.6	6.8 ▲	0.0	14.6
4 h	 Ciel Nuageux	14.3	93	1018.2	6.8 ▼	0.0	14.3
5 h	 Ciel Nuageux	14.0	94	1017.9	6.8 ▼	0.0	14.0
6 h	 Ciel Nuageux	13.8	95	1018.0	6.6 ▼	0.0	13.8
7 h	 Ciel Couvert	13.6	94	1018.0	6.4 ▼	0.0	13.6
8 h	 Ciel Couvert	13.7	93	1017.9	5.7 ▼	0.0	13.7
9 h	 Ciel Couvert	15.0	89	1018.2	4.4 ▼	0.0	15.0
10 h	 Ciel Nuageux	17.5	80	1018.7	3.6 ▼	0.0	17.5
11 h	 Ciel Couvert	19.8	72	1019.0	3.4 ▲	0.0	19.8
12 h	 Ciel Couvert	21.5	66	1018.9	4.5 ►	0.0	21.5
13 h	 Ciel Couvert	23.2	59	1018.8	5.9 ▲	0.0	23.2
14 h	 Ciel Couvert	24.7	53	1018.6	7.3 ▲	0.0	24.7
15 h	 Ciel Nuageux	26.0	47	1018.2	7.6 ►	0.0	26.0
16 h	 Ciel Nuageux	26.8	45	1017.9	8.7 ▲	0.0	27.0
17 h	 Ciel Nuageux	26.9	46	1017.9	9.9 ▲	0.0	27.1
18 h	 Faibles Passages Nuageux	25.6	51	1018.3	10.7 ▼	0.0	25.6
19 h	 Ciel Nuageux	23.3	58	1018.9	9.6 ▼	0.0	23.3
20 h	 Faibles Passages Nuageux	21.1	63	1019.6	8.8 ▲	0.0	21.1
21 h	 Faibles Passages Nuageux	19.8	67	1020.2	9.3 ▲	0.0	19.8
22 h	 Faibles Passages Nuageux	18.6	72	1020.8	9.6 ▲	0.0	18.6
23 h	 Ciel Dégagé	17.7	76	1021.2	9.7 ▲	0.0	17.7








## Prévision à long terme

		 °C	 %	 hPa	 km/h	 mm/h
Dim	 Pluie forte jusque dans l'après-midi, reprenant dans la nuit.	25.3 / 16.0	87	1017.5	4.8	► 0.7
Lun	 Ciel nuageux toute la journée.	27.3 / 13.3	74	1018.8	7.2	◄ 1.5
Mar	 Ciel nuageux toute la journée.	24.0 / 11.7	70	1021.0	7.5	▼ 0.0
Mer	 Faibles passages nuageux toute la journée.	23.8 / 10.4	66	1023.0	11.8	◄ 0.0
Jeu	 Faibles passages nuageux toute la journée.	22.8 / 8.6	51	1024.0	12.1	▼ 0.0
Ven	 Ciel dégagé toute la journée.	22.2 / 5.0	48	1022.6	6.8	▼ 0.0
Sam	 Ciel couvert toute la journée.	22.8 / 6.8	67	1018.9	5.4	◄ 0.0
Dim	 Pluie faible commençant dans l'après-midi.	21.1 / 13.2	78	1009.5	8.3	▲ 0.2




## Moyennes de la station

	 °C	 %	 hPa	 km/h	 mm/h	 °C
25 Sept.	21.9 / 14.7	64.8	1016.7	5.1	0.8	20.9 / 13.9
26 Sept.	22.9 / 13.4	63.8	1018.6	5.0	18.3	21.4 / 12.6
27 Sept.	23.2 / 11.6	63.1	1019.3	4.4	0.0	21.8 / 10.7
28 Sept.	24.5 / 12.0	61.7	1020.2	4.3	0.0	23.2 / 11.3
29 Sept.	24.7 / 11.3	64.9	1019.2	4.1	0.3	23.4 / 10.4
30 Sept.	22.8 / 12.2	74.1	1016.9	2.8	0.3	23.0 / 11.9
1 Oct.	21.2 / 13.2	71.7	1013.8	5.4	3.2	20.0 / 12.5
2 Oct.	19.9 / 13.5	69.9	1012.2	7.0	1.9	18.1 / 12.2
3 Oct.	21.7 / 11.4	65.4	1014.9	5.9	12.6	19.5 / 10.1

## Extrêmes de la station

	 °C	 %	 hPa	 km/h	 km/h	 mm/h	 °C
25 Sept.	<b>25.0</b> 2018	<b>94.0</b> 2021	<b>1029.1</b> 2018	<b>22.5</b> 2015	<b>41.8</b> 2020	<b>4.8</b> 2021	<b>25.2</b> 2016
	<b>10.8</b> 2020	<b>38.0</b> 2018	<b>1005.0</b> 2020	-	-	-	<b>8.2</b> 2020
26 Sept.	<b>26.3</b> 2019	<b>95.0</b> 2021	<b>1033.4</b> 2018	<b>22.2</b> 2020	<b>43.6</b> 2020	<b>128.2</b> 2021	<b>27.3</b> 2019
	<b>9.3</b> 2020	<b>38.2</b> 2018	<b>1006.1</b> 2020	-	-	-	<b>6.9</b> 2020
27 Sept.	<b>28.8</b> 2019	<b>89.0</b> 2016, 2018	<b>1031.7</b> 2018	<b>23.0</b> 2020	<b>40.3</b> 2020	<b>0.0</b> > 3 cas	<b>29.2</b> 2019
	<b>8.4</b> 2020	<b>33.5</b> 2016	<b>1005.6</b> 2020	-	-	-	<b>5.1</b> 2020
28 Sept.	<b>30.5</b> 2018	<b>90.0</b> 2018	<b>1029.9</b> 2016	<b>18.0</b> 2020	<b>32.0</b> 2020	<b>0.0</b> > 3 cas	<b>29.6</b> 2018
	<b>9.2</b> 2017	<b>27.0</b> 2018	<b>1009.1</b> 2020	-	-	-	<b>7.9</b> 2017
29 Sept.	<b>26.5</b> 2017	<b>91.0</b> 2015, 2016, 2019	<b>1027.9</b> 2016	<b>20.9</b> 2015	<b>32.2</b> 2017	<b>2.0</b> 2015	<b>26.4</b> 2019
	<b>7.7</b> 2020	<b>30.8</b> 2017	<b>1012.9</b> 2019	-	-	-	<b>5.9</b> 2020
30 Sept.	<b>28.7</b> 2019	<b>95.0</b> 2019	<b>1022.9</b> 2016	<b>19.3</b> 2016	<b>24.1</b> 2016	<b>1.6</b> 2017	<b>29.6</b> 2019
	<b>8.7</b> 2020	<b>36.0</b> 2015	<b>1011.4</b> 2020	-	-	-	<b>8.0</b> 2015
1 Oct.	<b>26.6</b> 2019	<b>94.0</b> 2016, 2017, 2019	<b>1021.2</b> 2015	<b>34.4</b> 2018	<b>58.0</b> 2018	<b>15.8</b> 2019	<b>26.2</b> 2019
	<b>7.7</b> 2015	<b>36.0</b> 2018	<b>1002.0</b> 2020	-	-	-	<b>6.4</b> 2015
2 Oct.	<b>24.3</b> 2017	<b>96.0</b> 2016	<b>1023.2</b> 2017	<b>27.3</b> 2020	<b>51.5</b> 2020	<b>8.2</b> 2020	<b>25.2</b> 2017
	<b>9.4</b> 2020	<b>21.7</b> 2018	<b>985.7</b> 2020	-	-	-	<b>5.6</b> 2018
3 Oct.	<b>26.9</b> 2017	<b>96.0</b> 2015	<b>1023.1</b> 2016	<b>21.6</b> 2018	<b>41.8</b> 2018	<b>74.7</b> 2015	<b>27.8</b> 2017
	<b>8.1</b> 2020	<b>29.0</b> 2019	<b>992.1</b> 2020	-	-	-	<b>6.4</b> 2020

# Almanach

					
26 Sept.	07:37	19:35	718 min  	722 min 	
27 Sept.	07:38	19:33	715 min  	725 min 	
28 Sept.	07:39	19:31	712 min  	728 min 	
29 Sept.	07:40	19:30	710 min  	730 min 	
30 Sept.	07:41	19:28	707 min  	733 min 	
1 Oct.	07:43	19:26	703 min  	737 min 	
2 Oct.	07:44	19:24	700 min  	740 min 	
3 Oct.	07:45	19:22	697 min  	743 min 	